
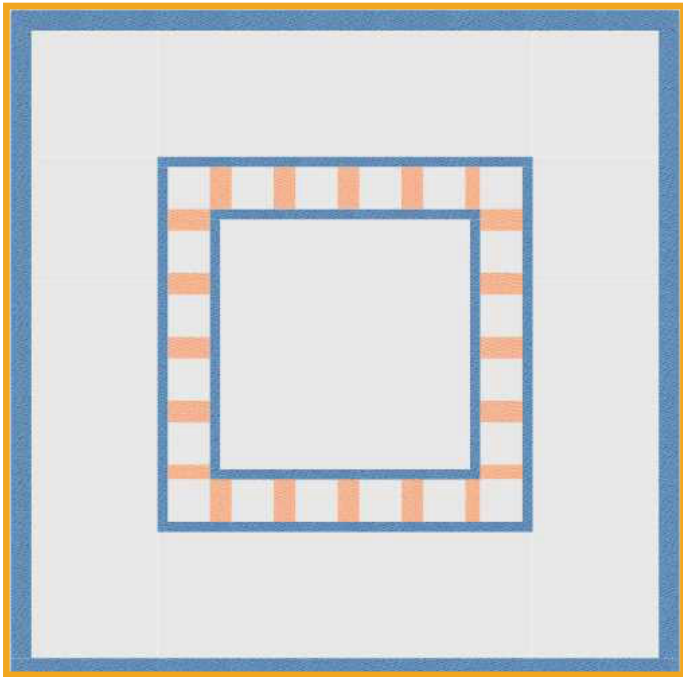


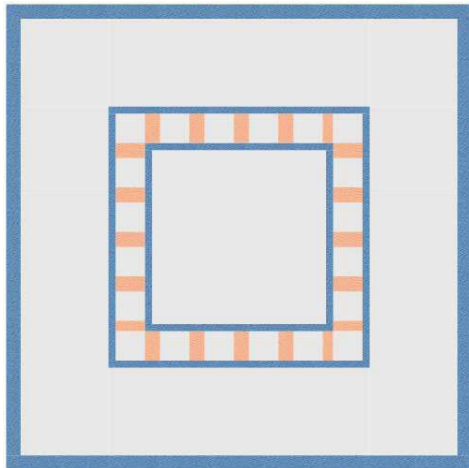


SUMMER IN THE GARDEN

2021 QUILT-ALONG



- 9900 383
- 9900 296
- 9900 78
- 9900 291
- 9900 34
- 9900 137
- 9900 48
- 9900 126
- 9900 127



INGREDIENTS

- * [A] (20) 12½" unfinished blocks
- * [C] (20) 4½" unfinished blocks
- * ¼ yard accent fabric (9900 296 peach)
- * 1¼ yards sashing and border 1 fabric
- * 1 yards border 1 and 2 fabric (9900 137)
- * ½ yard binding fabric, cut into (7) 2½" x WOF strips
- * 4½ yards backing fabric

GARDEN TEA

by Lisa Jo Girodat

FEATURING:

Lady Bird
by Crystal Manning

YIELD 64" x 64" quilt

Cutting Instructions

FROM BORDER FABRIC CUT:

(6) 1½" x Width of Fabric (WOF) strips. Remove selvages, sew together end-to-end, and press.

Subcut:

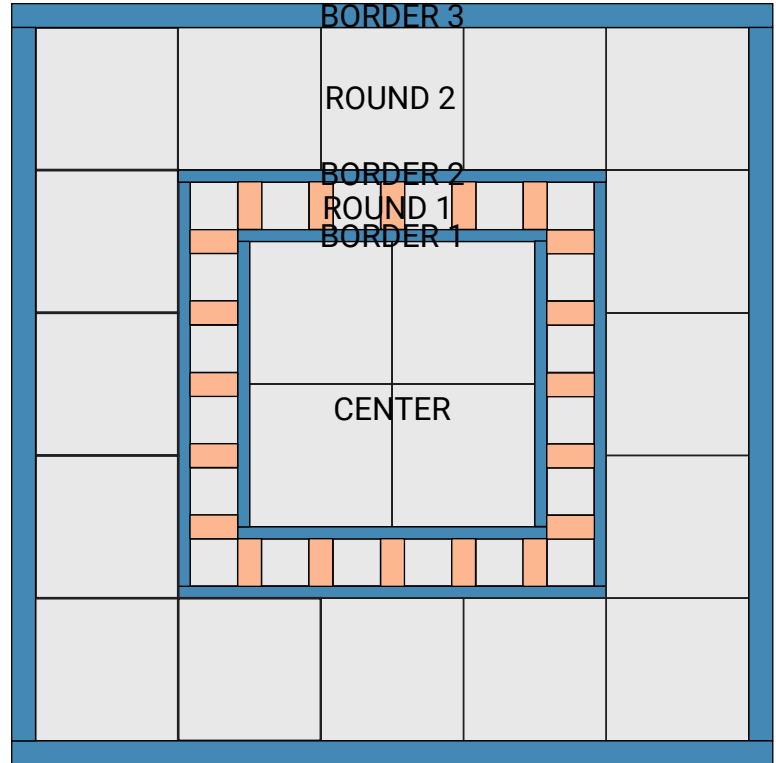
- * (2) 1½" x 24½" border 1 strips
- * (2) 1½" x 26½" border 1 strips
- * (2) 1½" x 34½" border 2 strips
- * (2) 1½" x 36½" border 2 strips

(6) 2½" x WOF strips. Remove selvages, sew together end-to-end, and press. Subcut:

- * (2) 2½" x 60½" border 3 strips
- * (2) 2½" x 64½" border 3 strips

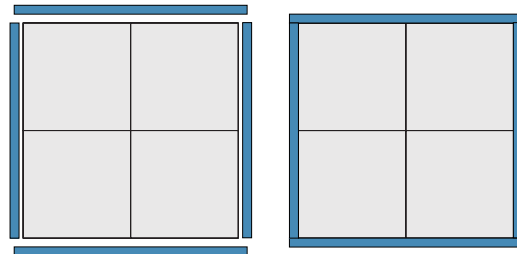
FROM ACCENT FABRIC, CUT:

- * (10) 2½" x 4½" rectangles



STEP 1. CENTER + BORDER 1

Join (4) 12" blocks to make the center unit. Add side borders: (2) 1½" x 24½". Add top and bottom borders (2) 1½" x 26½".



STEP 2. ROUND 1

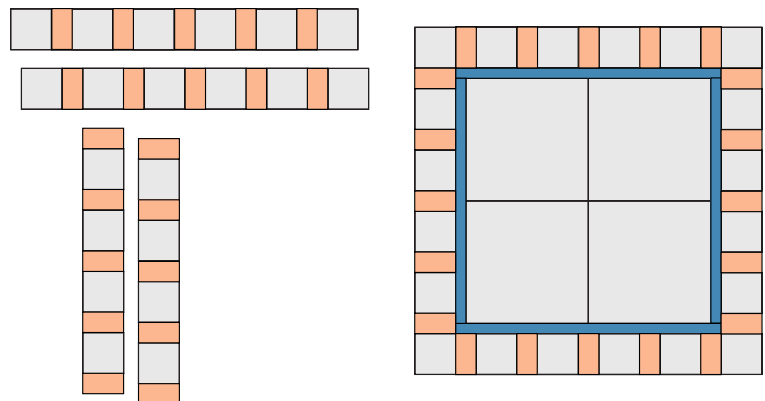
Join 4" blocks with accent fabric rectangles to create round 1.

Top and bottom borders:

(5) 2½" x 4½" rectangles + (6) 4½" blocks
Make 2

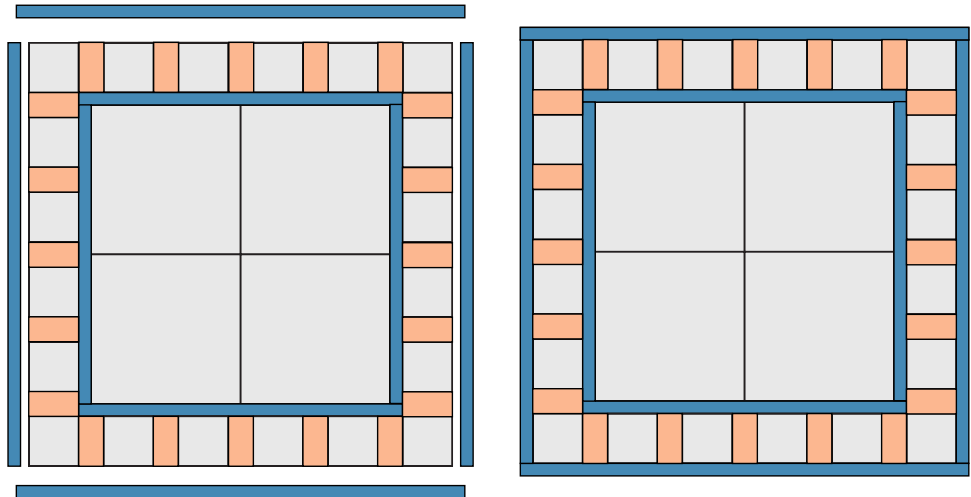
Side borders;

(5) 2½" x 4½" rectangles + (4) 4½" blocks
Make 2



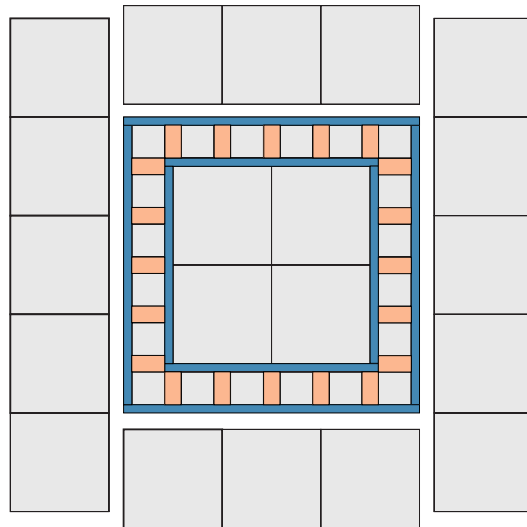
STEP 3. BORDER 2

Add side borders: (2) $2\frac{1}{2}$ " x $60\frac{1}{2}$ "
 Add top and bottom borders: (2) $2\frac{1}{2}$ " x $64\frac{1}{2}$ "



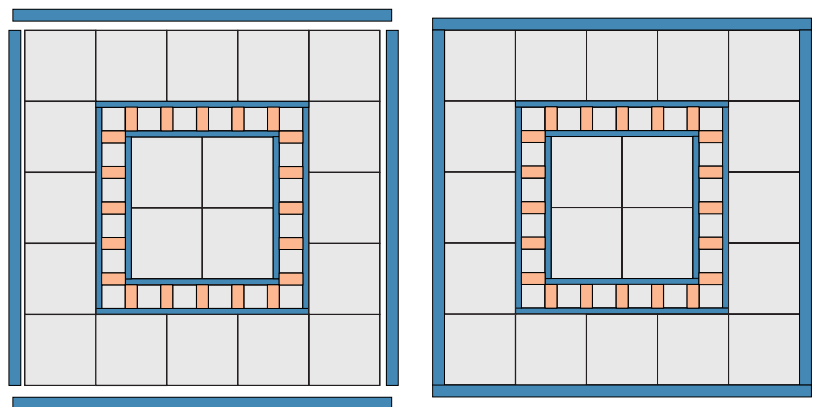
STEP 4. ROUND 2

Round 2 is made up of (16) $12\frac{1}{2}$ " blocks. Join (3) $12\frac{1}{2}$ " blocks for top and bottom. Make 2. Attach to quilt. Join (5) $12\frac{1}{2}$ " blocks for sides. Make 2. Attach to quilt.



STEP 5. BORDER 3

Add side borders: (2) $2\frac{1}{2}$ " x $60\frac{1}{2}$ "
 Add top and bottom borders: (2) $2\frac{1}{2}$ " x $64\frac{1}{2}$ "



Layer, baste, and quilt as desired. Add binding and enjoy!